

# An article about your favourite hobby

**An article about your favourite hobby**  
We can find articles in newspapers, magazines or on the Internet. In an article, we usually give an opinion or describe a person, a place, an event, an experience, etc. When we write an article for our school magazine, we usually use informal language. (see p. 48)

- Our articles should always have a short, but catchy title (Photography's Fun!).
- In the introduction, we introduce the topic and try to make our reader want to read more.
- In the main body, we write about our topic. Remember to start a new paragraph for each new idea (How I do my hobby – one paragraph; why I like my hobby – another paragraph).
- In the conclusion, we give our comments and feelings, and leave the reader with something to think about.

In the introduction and conclusion, we can use one of the following techniques:

- offer a general thought (Doing your favourite hobby is a great way to relax.)
- address the reader directly (Do you have a favourite hobby?)
- ask a rhetorical question (What can be better than a fun hobby?)

## Rubric analysis

- 1** Read the task. Use the underlined words to choose the correct answer.

Your English school magazine wants articles from students about their favourite hobby. Write your article (100-120 words) saying: how you do/play it why you like it.

- 1 You are going to write for a  
a school magazine. b newspaper.
- 2 You are going to write a(n)  
a article. b blog entry.
- 3 You are going to write about your favourite  
a day. b hobby.
- 4 You are going to write  
a 80-100 words. b 100-120 words.

## CRAZY ABOUT PHOTOGRAPHY


By Penny White

Doing your favourite hobby is a great way to relax! My hobby is photography and, as far as I'm concerned, it's the ideal way for me to spend my free time.

Photography is an easy hobby to do. You choose a subject, you get your camera in focus and click! That's it! I love taking photos of people as they go about their daily lives. I like photographing them when they're not looking at the camera.

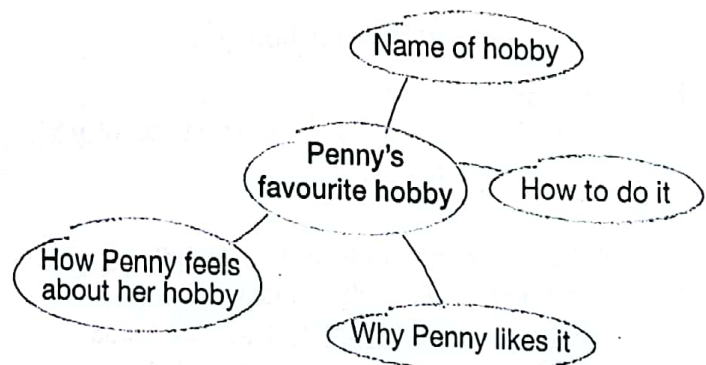
I like photography because you don't need a lot of equipment or organisation. You just need a good camera and a good eye! Another good thing about it is that you can do it any time, anywhere! You don't have to join any clubs or do it at a special time or place.

I think photography is the perfect hobby for me. I think it's great just to pick up my camera and look around for something that I find interesting. After all, what's better than being able to capture special moments in time?



## Model analysis

- 2** a) Read the model and the Useful Language box. Which techniques does Penny use in her introduction and conclusion?  
b) Copy the spidergram into your notebooks. Read the model and complete it.




**Writing Tip** Writing titles

An article should have a title. The title should be short and contain key words that suggest the topic of the article. Try to use interesting adjectives (e.g. super, strange). This attracts the readers' attention.

3 What could be another suitable title for the model? Choose A, B or C. Why are the others not suitable?

- A Photos!
- B How to Capture Special Moments in Time!
- C A Wonderful Hobby!

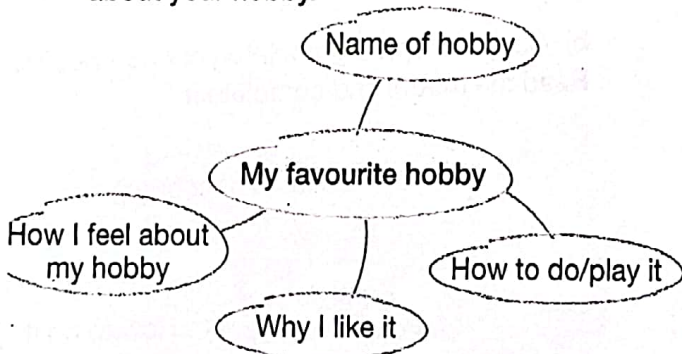
4 Imagine that one of the following is your favourite hobby. Think of a title for your article. You can use the following expressions or use your own.



Mad about ...!      Can't get enough of ...!  
 You can't beat ...!      ... is super!

**Your turn**

5 a) **Brainstorming:** Copy the spidergram into your notebook. Complete it with information about your hobby.



b) **Task:** Use the rubric in Ex. 1 to write an article for your English school magazine about your favourite hobby. Use your ideas from Ex. 5a and phrases from the Useful Language box. Follow the plan. Give it a title.

**Useful Language**

**Title**

- Mad/Crazy about ...!
- Can't get enough of ...!
- You can't beat ...!
- Love to ...!
- ... is Fun/Super!

**Introduction**

*Offering a general thought*

A hobby gives us pleasure and joy. It helps us discover our talents and abilities.

*Addressing the reader directly*

What's your favourite hobby?/How do you spend your free time?

*Asking a rhetorical question*

Is there any better hobby than ...?/Who doesn't enjoy ...?

**Main Body**

*How to do/play a hobby*

- ... is a(n) easy/difficult/exciting/amazing/dangerous sport to do.
- In ... you ... .
- Doing/Playing ... involves ... .
- ... is a hobby in which you ... .
- I love ... .

*Reasons you like it*

- I like/love/prefer/am fond of/keen on ... for many/a lot of reasons.
- ... is my favourite hobby because it helps me get fit/it relaxes me.
- Another good thing about it is that ... .

**Conclusion**

*Offering a general thought*

Life without a hobby is like food without salt. After all, hobbies help make life interesting.

*Addressing the reader directly*

Can you think of your life without a hobby?

*Asking a rhetorical question*

How can someone live without a hobby?

**Plan**

**Title**

- (Para 1) opening technique, introduce the topic (name of hobby)
- (Para 2) how to do/play it
- (Para 3) reasons you like it
- (Para 4) comments/feelings



**Checklist**

When you finish your article, check the following:

- short catchy title
- interesting introduction/conclusion
- capital letters, punctuation and linkers
- word order
- number of paragraphs
- number of words
- spelling and grammar